

# SeniorNet Kapiti Inc

## Performance Report

For the year ended:  
31 March 2023

### Contents

	Page
<b>Non-Financial Information:</b>	
Entity Information	1
Statement of Service Performance	2
<b>Financial Information:</b>	
Statement of Receipts and Payments	3
Statement of Resources and Commitments	4
Notes to the Performance Report	5
Review Report	14

**SeniorNet Kapiti Inc**  
**Statement of Service Performance**  
 "What did we do?"  
 For the year ended  
 31 March 2023

Description and Quantification (to the extent practicable) of the Entity's Outputs:*	Actual*	Budget	Actual*
	This Year	This Year	Last Year
Aim is to maintain paid up Membership numbers above 350. Measured by the number of paid up members at 31 March each year.	327		368
Up-to-date software and hardware requirements are investigated and where relevant implemented. Course and workshop offerings are adjusted accordingly so as to attract attendees. Measured by the number of course enrolments and the associated total course hours.	337 Enrolments		494 Enrolments
	1856 hours		1562 hours





SeniorNet Kapiti Inc

Statement of Receipts and Payments


"How was it funded?" and "What did it cost?"

For the year ended:

31 March 2023

	Notes	Actual*	Budget	Actual*
		This Year	This Year	Last Year
		\$	\$	\$
<b>Operating Receipts</b>				
Donations, fundraising and other similar receipts*		1,757		22,219
Fees, subscriptions and other receipts from members*		12,470		13,232
Receipts from providing goods or services*		-		-
Interest, dividends and other investment income receipts*		1,233		366
Other operating receipts		115		1
<b>Total Operating Receipts</b>		<b>15,575</b>	<b>-</b>	<b>35,818</b>
<b>Operating Payments</b>				
Payments related to public fundraising*				
Volunteer and employee related payments*				
Payments related to providing goods or services*		18,459		15,160
Grants and donations paid*				
Other operating payments				
<b>Total Operating Payments</b>		<b>18,459</b>	<b>-</b>	<b>15,160</b>
<b>Operating Surplus or (Deficit)</b>		<b>(2,884)</b>	<b>-</b>	<b>20,658</b>
<b>Capital Receipts</b>				
Receipts from the sale of resources*				879
Receipts from borrowings*				
<b>Capital Payments</b>				
Purchase of resources*		1,121		14,699
Repayments of borrowings*				
<b>Increase/(Decrease) in Bank Accounts and Cash*</b>		<b>(4,005)</b>	<b>-</b>	<b>5,839</b>
Bank accounts and cash at the beginning of the financial year*		56,291		49,393
<b>Bank Accounts and Cash at the End of the Financial Year*</b>		<b>52,226</b>	<b>-</b>	<b>56,231</b>
<b>Represented by:*</b>				
Cheque account(s)		5,873		8,722
Savings account(s)		5,513		7,722
Term Deposit account(s)		40,740		39,687
Cash Floats		100		100
Petty Cash				
<b>Total Bank Accounts and Cash at the End of the Financial Year*</b>		<b>52,226</b>	<b>-</b>	<b>56,231</b>

This performance report has been approved by the Board, for and on behalf of SeniorNet Kapiti Inc:



Date 15/6/23  
 Signature DE Connor  
 Name SE Connor  
 Position Chairperson

Date 15-6-2023  
 Signature Teresa Urutia  
 Name Teresa URUTIA  
 Position Treasurer



**SeniorNet Kapiti Inc**  
**Statement of Resources and Commitments**  
 "what the entity owns?" and "what the entity owes?"

As at  
 31 March 2023

SCHEDULE OF RESOURCES

Bank Accounts and Cash (from Statement of Receipts and Payments) \*

This Year	Last Year
\$	\$
<b>52,226</b>	<b>56,231</b>

Money Held on Behalf of Others \*

Description*	Amount*	Amount*

Money Owed to the Entity \*

Description*	Amount*	Amount*

Other Resources\*

Description and Source of Value* (cost or current value required if practicable to obtain)	Cost or Current Value*	Cost or Current Value*
Computers & Sundry	15,100	15,880


Cost or Current Value*	Cost or Current Value*
15,100	15,880

SCHEDULE OF COMMITMENTS

Money Payable by the Entity \*

Description*	Amount*	Amount*

This Year	Last Year
\$	\$
Amount*	Amount*



**SeniorNet Kapiti Inc**  
**Notes to the Performance Report**  
For the year ended  
31 March 2023

**Note 2 : Analysis of Receipts "How was it funded?"**

Receipt Item	Analysis	This Year \$	Last Year \$
Fundraising receipts			
	<b>Total</b>	-	-

Receipt Item	Analysis	This Year \$	Last Year \$
Grants and donations	Members - Question and Answer Sessions		-
	Members - Other Donations	185	1,385
	SeniorNet Federation - Learner Hours Subsidy	4,532	3,834
	SeniorNet Federation - Regional Meeting Subsidy		-
	Grants for capital purposes	(2,960)	17,000
	<b>Total</b>	<b>1,757</b>	<b>22,219</b>

Receipt Item	Analysis	This Year \$	Last Year \$
Fees, subscriptions and other receipts from members	Fees and Subscriptions from members	12,470	13,232
	<b>Total</b>	<b>12,470</b>	<b>13,232</b>

Receipt Item	Analysis	This Year \$	Last Year \$
Receipts from providing goods or services			
	<b>Total</b>	-	-

Receipt Item	Analysis	This Year \$	Last Year \$
Interest, dividends and other investment income receipts		1,233	366
	<b>Total</b>	<b>1,233</b>	<b>366</b>

Dennis Blank  
Chartered Accountant  
Waikanae



**SeniorNet Kapiti Inc**  
**Notes to the Performance Report**  
For the year ended  
31 March 2023

**Note 2 : Analysis of Receipts "How was it funded?"**

Receipt Item	Analysis	This Year \$	Last Year \$
Other receipts	KCDC - Rent refund	-	1
	Outside Workshop	50	
	Sundry	65	
	<b>Total</b>	<b>115</b>	<b>1</b>

Receipt Item	Analysis	This Year \$	Last Year \$
Capital receipts	Gain on sale/disposal of assets		200
	Prior period adjustment to term depoist balances		679
	<b>Total</b>	<b>-</b>	<b>879</b>



**SeniorNet Kapiti Inc**  
**Notes to the Performance Report**  
For the year ended  
**31 March 2023**

**Note 3 : Analysis of Payments "What did it cost?"**


Payment Item	Analysis	This Year \$	Last Year \$
Payments related to public fundraising			
<b>Total</b>		-	-

Payment Item	Analysis	This Year \$	Last Year \$
Volunteer and employee related payments			
<b>Total</b>		-	-

Payment Item	Analysis	This Year \$	Last Year \$
Payments related to providing goods or services	Costs relating to service delivery	5,471	6,194
	Meeting costs; AGM, Regional, Local	2,470	1,561
	Advertising	2,332	2,318
	Anniversary Celebrations	2,580	-
	Stationery	1,478	1,128
	Maintenance of Premises and Equipment	1,455	1,993
	Rent	1,295	588
	Communications	1,378	1,378
	<b>Total</b>		<b>18,459</b>

Payment Item	Analysis	This Year \$	Last Year \$
Grants and donations paid			
<b>Total</b>		-	-

Payment Item	Analysis	This Year \$	Last Year \$





**SeniorNet Kapiti Inc**  
**Notes to the Performance Report**  
 For the year ended  
 31 March 2023

**Note 3 : Analysis of Payments "What did it cost?"**

Other operating payments			
	<b>Total</b>		-

Payment Item	Analysis	This Year \$	Last Year \$
Capital payments	Purchase of Assets	1,121	14,699
<b>Total</b>		<b>1,121</b>	<b>14,699</b>

